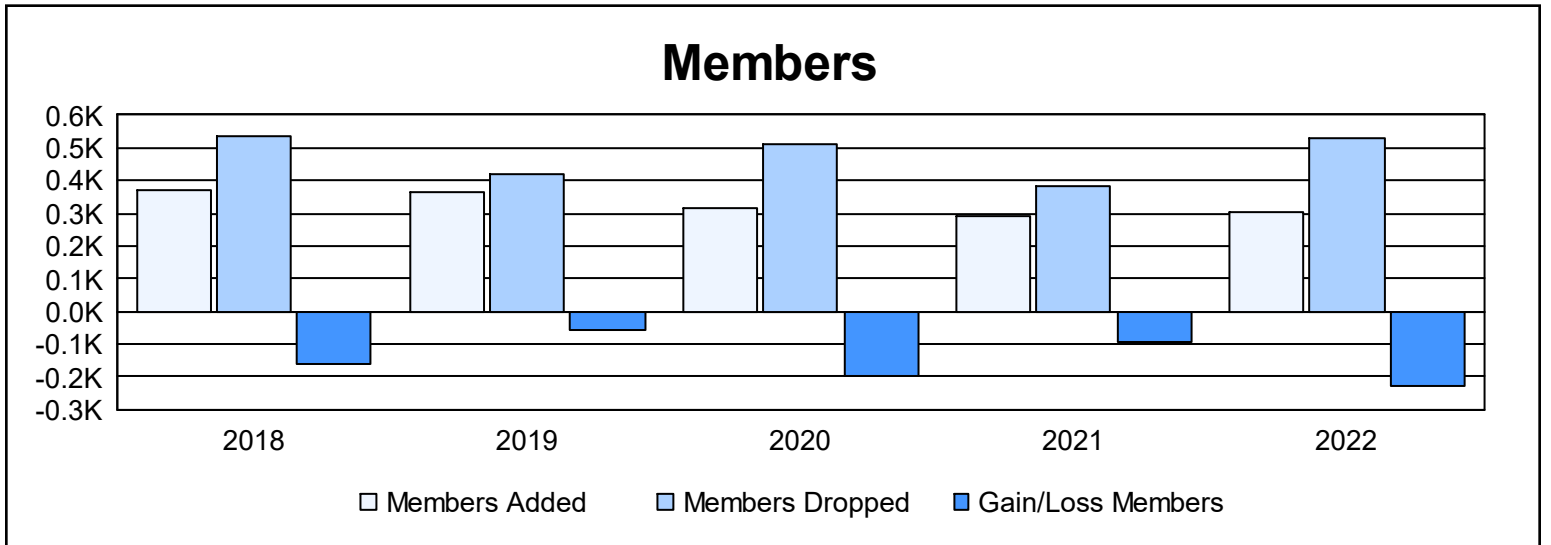
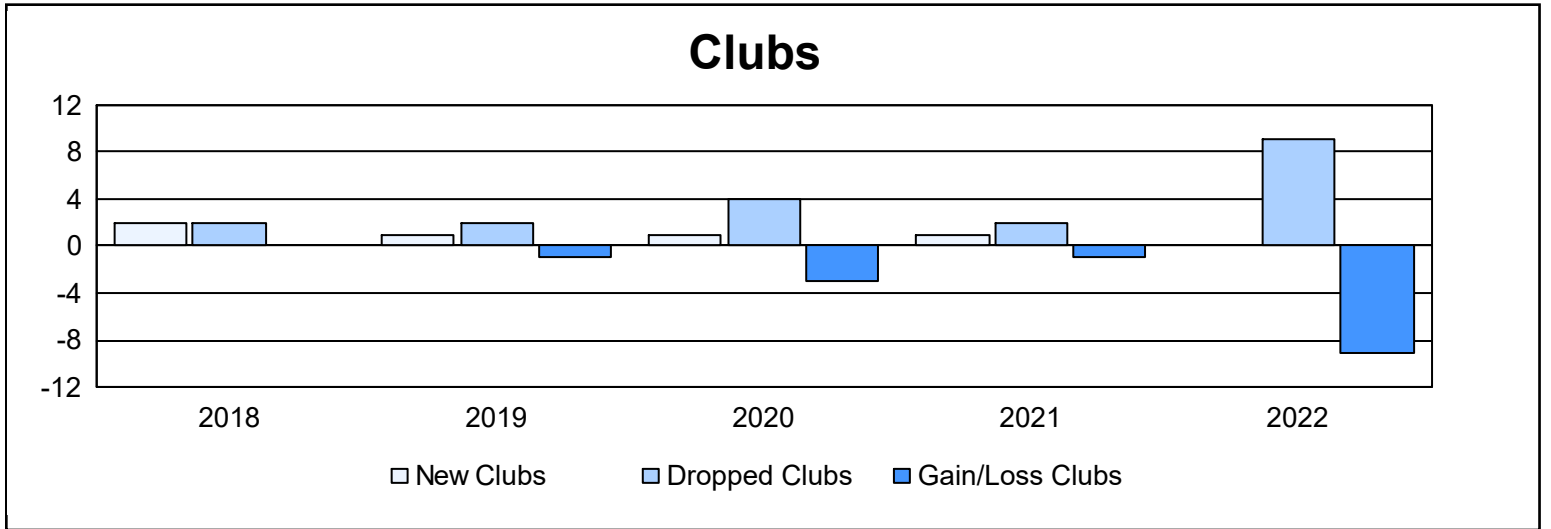
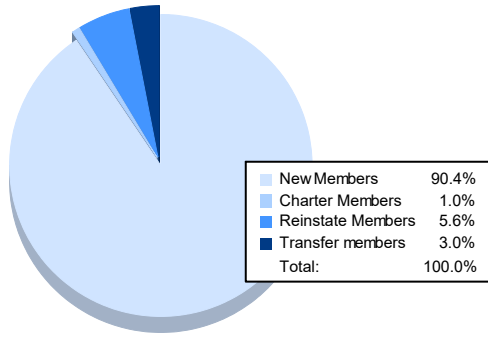


Year	New Clubs	Dropped Clubs	Gain/ Loss Clubs	New Members	Charter Members	Reinstate Members	Transfer Members	Total Member Added	Total Members Dropped	Gain/ Loss Members
2017-2018	2	2	0	294	43	28	7	372	535	-163
2018-2019	1	2	-1	308	23	9	22	362	417	-55
2019-2020	1	4	-3	221	49	21	23	314	514	-200
2020-2021	1	2	-1	226	30	20	15	291	384	-93
2021-2022	0	9	-9	274	3	17	9	303	532	-229
<b>Average</b>	<b>1</b>	<b>4</b>	<b>-3</b>	<b>265</b>	<b>30</b>	<b>19</b>	<b>15</b>	<b>328</b>	<b>476</b>	<b>-148</b>



### Membership Composition June 2022 Cumulative



### Gender Composition June 2022 Cumulative

